

Scaled data based on original data using  
LM-79-08 Approved Method: Electrical and Photometric Measurements of Solid-  
State Lighting Products

Test Report Prepared for  
Cooper Lighting Solutions  
(formerly Eaton)

Brand: STREETWORKS

Report Number: P413908

Luminaire Tested: **LXF.LXT-PA1-100-750-U-T2U**

Issue Date: 10/26/2020

**Test Information**

Test Method: LM-79-08  
Report Number: P413908  
TEST IS SCALED FROM IESNA LM-79-08 TEST DATA (G3-1907-433-5)  
Test Lab: INNOVATION CENTER  
Issue Date: 10/26/2020  
Manufacturer: COOPER LIGHTING SOLUTIONS (FORMERLY EATON)  
Product Line: STREETWORKS  
Catalog Number: LXF.LXT-PA1-100-750-U-T2U  
Description: DECORATIVE POST TOP LUMINAIRE  
(1) 70 CRI, 5000K, 1200mA LIGHT ENGINE WITH 24 LEDS AND TYPE II U OPTICS  
Light Source: -  
Ballast/Driver: ELECTRONIC DRIVER

**Summary**

Lumens per Lamp: N/A  
Luminaire Lumens: 10139 lumens  
Efficiency: N/A  
Efficacy: 105.6 lumens/watt  
Luminous Opening: Rectangular (W 1.17' x L: 1.17' x H: 0')  
IES Classification: Type II - Short - Non-Cutoff  
BUG Rating: B3 - U0 - G3

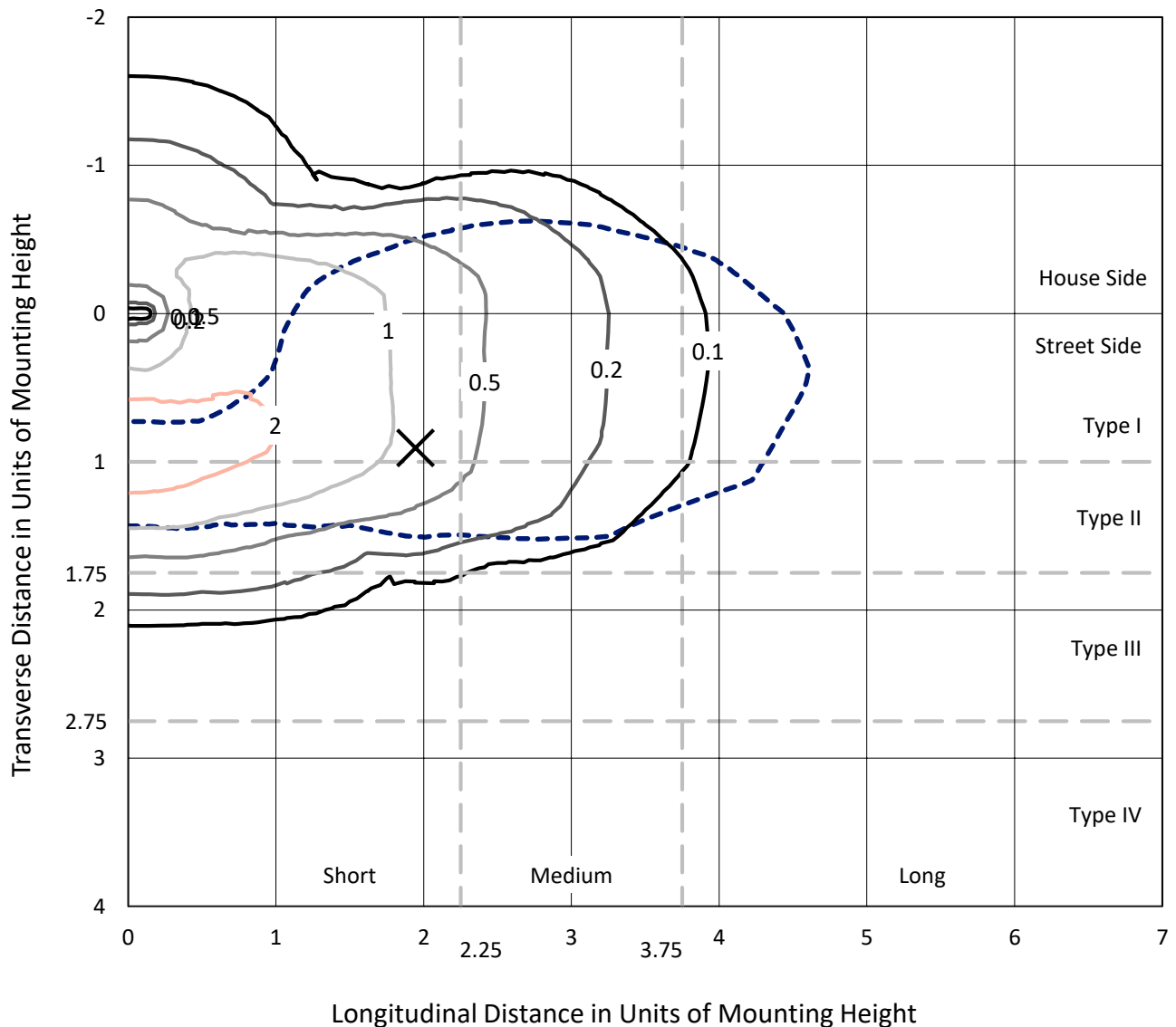
Input Watts (W): 96  
Input Voltage (V): NR  
Input Current (Ain): NR  
Voltage Rise (V): NR  
Power Factor: NR  
Total Harmonic Distortion (THDi): NR  
Frequency (hertz): 60  
Stabilization Time: NR  
Operation Time: NR  
Ambient Temperature (°C): NR  
Test Distance: 28.75 FT



REPORT NUMBER: P413908  
 CATALOG NUMBER: LXF.LXT-PA1-100-750-U-T2U

### Iso-Footcandle Lines of Horizontal Illumination

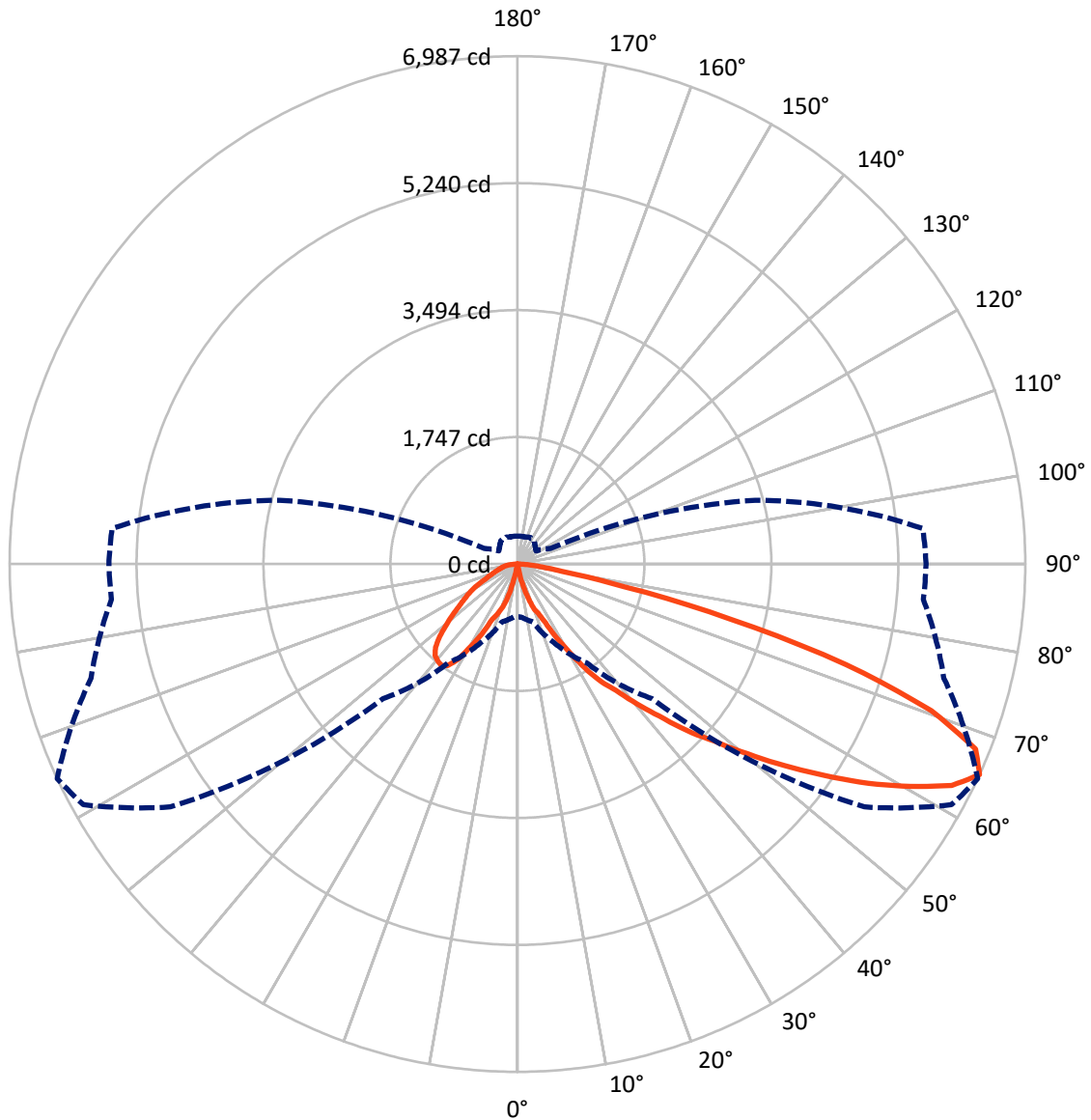
✕ Max cd  
 - - - 1/2 Max cd



Based on 25 foot mounting height. Maximum calculated value = 3.2 fc  
 Type II - Short - Non-Cutoff

REPORT NUMBER: P413908  
CATALOG NUMBER: LXF.LXT-PA1-100-750-U-T2U

### Luminous Intensity Polar Plot



— Vertical Plane Through 65-Deg Lateral      - - - Horizontal Cone Through 65-Deg Vertical



REPORT NUMBER: P413908

CATALOG NUMBER: LXF.LXT-PA1-100-750-U-T2U

**FLUX DISTRIBUTION:**

		Downward	Upward	Total
<b>House Side</b>	Lumens	2735.8	0.0	2735.8
	% Fixture	27.0	0.0	27.0
<b>Street Side</b>	Lumens	7403.2	0.0	7403.2
	% Fixture	73.0	0.0	73.0
<b>Total</b>	Lumens	10139.0	0.0	10139.0
	% Fixture	100.0	0.0	100.0

**Coefficient of Utilization**

**ZONAL LUMENS:**

Zone	Lumens	% Fixture
0°-10°	7.4	0.1
10°-20°	112.0	1.1
20°-30°	431.2	4.3
30°-40°	1079.2	10.6
40°-50°	2009.5	19.8
50°-60°	2631.3	26.0
60°-70°	2358.9	23.3
70°-80°	1297.5	12.8
80°-90°	212.0	2.1
90°-100°	0.0	0.0
100°-110°	0.0	0.0
110°-120°	0.0	0.0
120°-130°	0.0	0.0
130°-140°	0.0	0.0
140°-150°	0.0	0.0
150°-160°	0.0	0.0
160°-170°	0.0	0.0
170°-180°	0.0	0.0
0°-90°	10139.0	100.0
0°-180°	10139.0	100.0



REPORT NUMBER: P413908

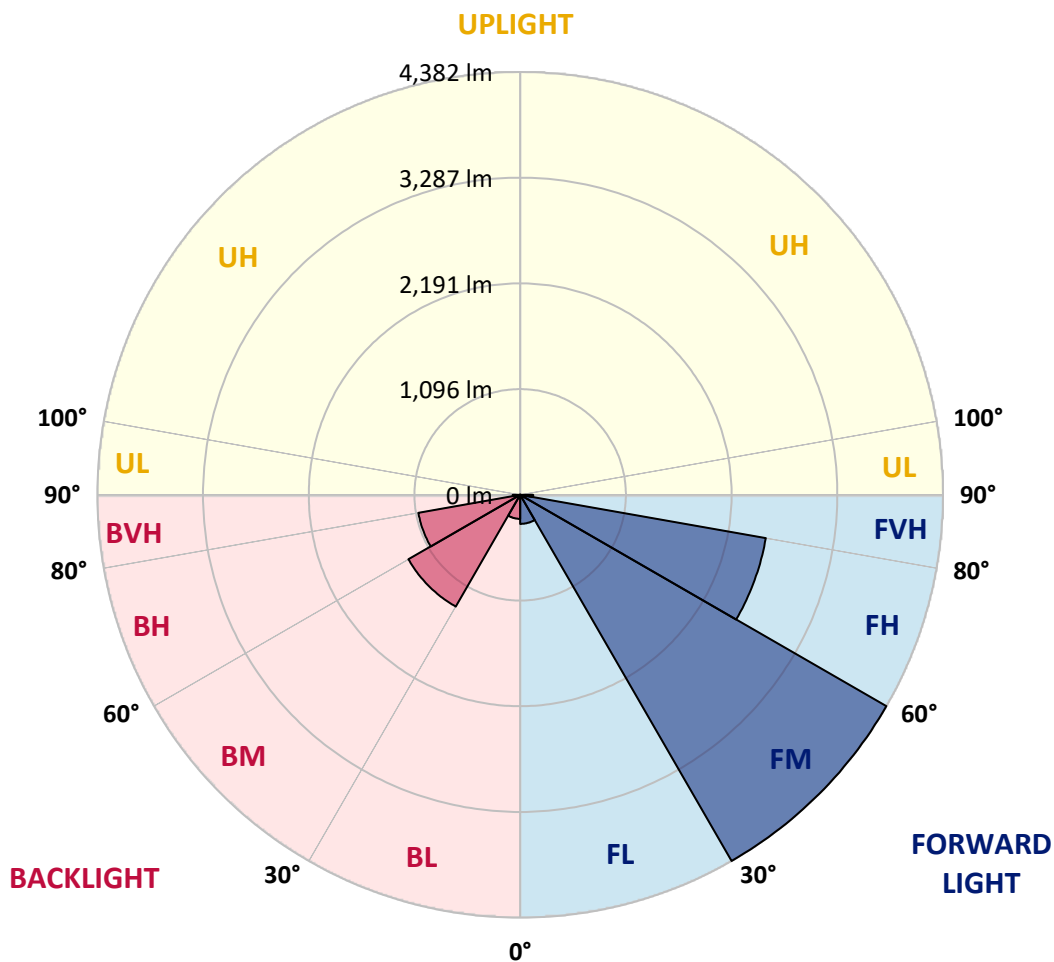
CATALOG NUMBER: LXF.LXT-PA1-100-750-U-T2U

**LUMINAIRE CLASSIFICATION SYSTEM LUMEN TABLE AND BUG RATING:**

Zone		Lumens	% Fixture	Zone Rating/Lumen Limit		
				B	U	G
FL	(0°-30°)	301.4	3.0			
FM	(30°-60°)	4382.2	43.2			
FH	(60°-80°)	2585.0	25.5			G2/5000
FVH	(80°-90°)	134.5	1.3			G2/225
BL	(0°-30°)	249.2	2.5	B1/500		
BM	(30°-60°)	1337.7	13.2	B2/2500		
BH	(60°-80°)	1071.4	10.6	B3/2500		G3/2500
BVH	(80°-90°)	77.5	0.8			G1/100
UL	(90°-100°)	0.0	0.0		U0/0	
UH	(100°-180°)	0.0	0.0		U0/0	

**BUG Rating: B3-U0-G3**

Type II Short





REPORT NUMBER: P413908

CATALOG NUMBER: LXF.LXT-PA1-100-750-U-T2U

**CANDELA DISTRIBUTION (FULL):**

	0°	5°	15°	25°	35°	45°	55°	61°	65°	75°	85°
0°	3.3	3.3	3.3	3.3	3.3	3.3	3.3	3.3	3.3	3.3	3.3
2.5°	5.5	5.5	6.6	7.6	7.6	6.6	5.5	4.4	3.3	2.2	2.2
5°	50.2	44.8	34.9	24.0	14.2	10.9	8.7	6.6	5.5	3.3	2.2
7.5°	245.6	244.5	243.5	244.5	239.1	93.9	17.5	10.9	8.7	4.4	3.3
10°	246.7	245.6	244.5	246.7	246.7	243.5	231.4	33.8	17.5	10.9	10.9
12.5°	438.9	423.6	292.6	257.6	248.9	248.9	248.9	222.7	211.8	156.1	188.9
15°	460.7	457.4	456.3	458.5	406.1	268.6	375.6	353.7	358.1	305.7	362.5
17.5°	484.7	479.3	474.9	476.0	457.4	527.3	493.5	504.4	508.7	386.5	423.6
20°	751.1	751.1	694.3	526.2	577.5	661.6	545.9	599.4	663.8	577.5	592.8
22.5°	852.6	845.0	837.3	793.7	726.0	721.6	793.7	695.4	738.0	848.3	783.9
25°	1159.4	1161.6	973.8	916.0	1014.2	884.3	947.6	942.2	891.9	1028.4	993.5
27.5°	1467.3	1471.6	1450.9	1291.5	1159.4	1137.6	1078.6	1162.7	1149.6	1140.8	1222.7
30°	1754.4	1753.3	1659.4	1592.8	1521.9	1395.2	1329.7	1347.2	1399.6	1351.5	1525.1
32.5°	2441.1	2422.5	2322.1	1899.6	1790.4	1671.4	1652.9	1603.7	1708.5	1674.7	1835.2
35°	2898.5	2894.1	2711.8	2473.8	2128.9	1996.8	1998.9	1907.2	1993.5	2037.1	2062.3
37.5°	3920.4	3905.1	3627.8	2930.2	2658.3	2386.5	2336.3	2292.6	2203.1	2329.7	2328.6
40°	4470.6	4426.9	4182.4	3722.8	3121.2	2793.7	2688.9	2595.0	2530.6	2604.8	2595.0
42.5°	4898.5	4864.7	4692.2	4216.2	3724.9	3470.6	3079.7	2990.2	2860.3	2948.7	2902.9
45°	5205.3	5187.8	5033.9	4680.2	4303.6	4116.9	3520.8	3381.1	3268.6	3256.6	3229.3
47.5°	5264.3	5227.2	5181.3	4982.6	4822.1	4766.4	4066.7	3825.4	3639.8	3604.9	3559.0
50°	4985.9	4975.0	5035.0	4999.0	5194.4	5324.3	4696.6	4362.5	4102.7	3979.3	3890.9
52.5°	4340.7	4363.6	4594.0	4754.4	5241.3	5713.0	5288.3	4965.1	4610.3	4338.5	4219.5
55°	3448.7	3531.7	3873.4	4207.5	4947.7	5881.1	5849.4	5595.1	5137.6	4740.2	4564.5
57.5°	2648.5	2639.8	3079.7	3383.2	4351.6	5768.6	6214.1	6142.0	5692.2	5157.3	4894.2
60°	1716.2	1708.5	2228.2	2616.9	3353.8	5192.2	6402.9	6591.8	6213.0	5517.5	5191.1
62.5°	1120.1	1167.0	1364.6	1917.1	2395.2	4015.3	6339.6	6871.3	6708.6	5851.6	5476.1
65°	720.5	738.0	824.2	1194.3	1660.5	2619.0	5826.5	6829.8	6987.0	6074.3	5606.0
67.5°	537.1	541.5	583.0	742.4	1129.9	1369.0	4573.2	6253.4	6798.1	6089.6	5563.4
70°	471.6	480.4	520.8	560.1	840.6	861.4	2673.6	5027.4	6040.5	5870.2	5348.3
72.5°	402.8	411.6	465.1	521.8	643.0	646.3	1000.0	3340.7	4729.3	5424.8	5003.3
75°	328.6	334.1	381.0	457.4	536.0	518.6	578.6	1509.8	3027.3	4508.8	4462.9
77.5°	265.3	269.7	303.5	364.6	474.9	397.4	431.2	647.4	1504.4	3255.5	3615.8
80°	192.1	194.3	227.1	279.5	357.0	354.8	322.1	410.5	621.2	1901.8	2394.1
82.5°	122.3	122.3	156.1	183.4	236.9	350.4	226.0	276.2	347.2	946.5	1151.8
85°	68.8	71.0	98.3	107.0	138.6	212.9	162.7	152.8	187.8	342.8	283.8
87.5°	13.1	16.4	28.4	30.6	36.0	50.2	59.0	53.5	55.7	79.7	46.9
90°	0.0	0.0	0.0	0.0	0.0	0.0	0.0	0.0	0.0	0.0	0.0



REPORT NUMBER: P413908  
 CATALOG NUMBER: LXF.LXT-PA1-100-750-U-T2U

**CANDELA DISTRIBUTION (continued):**

	90°	95°	105°	115°	125°	135°	145°	155°	165°	175°	180°
0°	3.3	3.3	3.3	3.3	3.3	3.3	3.3	3.3	3.3	3.3	3.3
2.5°	2.2	3.3	4.4	4.4	4.4	4.4	4.4	4.4	4.4	3.3	3.3
5°	2.2	3.3	4.4	4.4	5.5	7.6	8.7	8.7	9.8	10.9	9.8
7.5°	2.2	3.3	4.4	6.6	8.7	17.5	63.3	223.8	240.2	243.5	247.8
10°	9.8	9.8	10.9	12.0	49.1	234.7	252.2	254.4	256.6	257.6	258.7
12.5°	192.1	190.0	188.9	145.2	223.8	258.7	262.0	264.2	267.5	318.8	345.0
15°	366.8	367.9	349.4	335.2	389.7	283.8	302.4	467.3	483.6	489.1	492.4
17.5°	420.3	438.9	389.7	517.5	513.1	432.3	476.0	501.1	503.3	506.6	507.6
20°	597.2	592.8	567.7	648.5	555.7	710.7	589.5	507.6	638.7	703.1	704.2
22.5°	775.1	776.2	740.2	748.9	799.1	731.5	590.6	670.3	686.7	685.6	682.3
25°	998.9	990.2	972.7	833.0	943.2	795.9	786.0	649.6	651.8	704.2	738.0
27.5°	1221.6	1199.8	1131.0	1079.7	979.3	885.4	742.4	703.1	757.7	754.4	755.5
30°	1529.5	1495.7	1305.7	1299.1	1039.3	876.7	755.5	699.8	681.2	685.6	683.4
32.5°	1837.4	1776.2	1604.8	1549.1	1108.1	816.6	693.2	646.3	699.8	707.4	703.1
35°	2027.3	1977.1	1918.2	1696.5	1115.7	752.2	627.7	638.7	635.4	632.1	634.3
37.5°	2248.9	2167.1	2115.8	1746.8	1052.4	671.4	598.3	589.5	641.9	643.0	638.7
40°	2496.8	2404.0	2289.3	1723.8	908.3	608.1	555.7	584.1	587.3	574.2	571.0
42.5°	2776.2	2640.9	2470.6	1693.3	753.3	571.0	539.3	542.6	544.8	530.6	525.1
45°	3057.9	2899.6	2625.6	1608.1	640.8	533.9	514.2	513.1	502.2	489.1	485.8
47.5°	3373.4	3187.8	2753.3	1459.6	561.1	505.5	497.8	477.1	480.4	468.3	467.3
50°	3698.7	3499.0	2826.5	1281.7	508.7	481.4	468.3	461.8	470.5	456.3	454.2
52.5°	4017.5	3850.5	2942.2	1122.3	464.0	460.7	455.2	457.4	460.7	445.4	444.3
55°	4363.6	4243.5	3048.1	970.5	424.7	432.3	450.9	449.8	448.7	434.5	434.5
57.5°	4681.3	4622.3	3156.2	853.7	394.1	407.2	441.1	441.1	435.6	423.6	422.5
60°	5050.3	5006.6	3258.8	748.9	367.9	384.3	429.0	430.1	420.3	411.6	409.4
62.5°	5385.5	5352.7	3340.7	638.7	339.5	364.6	411.6	419.2	405.0	398.5	398.5
65°	5621.3	5598.3	3385.4	502.2	312.2	345.0	393.0	403.9	385.4	384.3	384.3
67.5°	5642.0	5627.8	3292.6	419.2	292.6	326.4	370.1	381.0	364.6	367.9	361.4
70°	5448.8	5345.1	3029.5	349.4	272.9	302.4	342.8	355.9	339.5	340.6	329.7
72.5°	5040.5	4741.3	2564.4	296.9	251.1	276.2	313.3	325.3	310.0	306.8	294.8
75°	4353.8	3892.0	1785.0	257.6	228.2	247.8	277.3	289.3	279.5	263.1	259.8
77.5°	3372.3	2852.7	1093.9	222.7	207.4	218.3	240.2	246.7	236.9	217.3	214.0
80°	2125.6	1710.7	527.3	193.2	180.1	185.6	199.8	205.2	197.6	178.0	167.0
82.5°	973.8	739.1	278.4	156.1	146.3	146.3	160.5	156.1	149.6	131.0	105.9
85°	227.1	233.6	128.8	96.1	92.8	83.0	96.1	95.0	85.2	65.5	54.6
87.5°	37.1	41.5	32.8	29.5	24.0	18.6	20.7	17.5	15.3	7.6	3.3
90°	0.0	0.0	0.0	0.0	0.0	0.0	0.0	0.0	0.0	0.0	0.0

(END OF REPORT)